

Bellingham Property

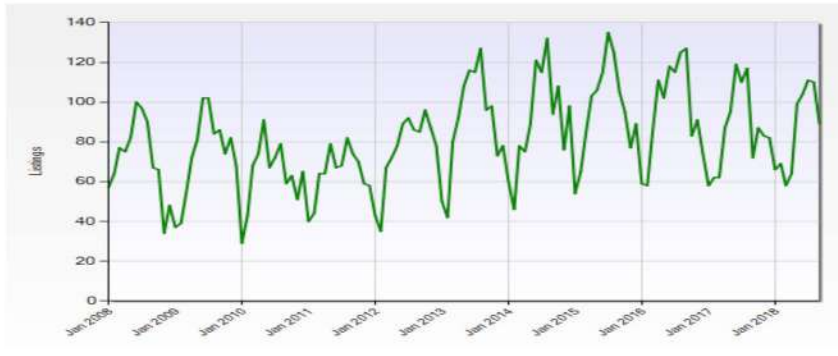
Bellingham, WA Real Estate Market Report September 2018

A Comprehensive Report on the Bellingham Real Estate Market

Bellingham Property

Homes Sold per Month - September 2018

89 sales this month, 17 more than last year, 21 less than last month

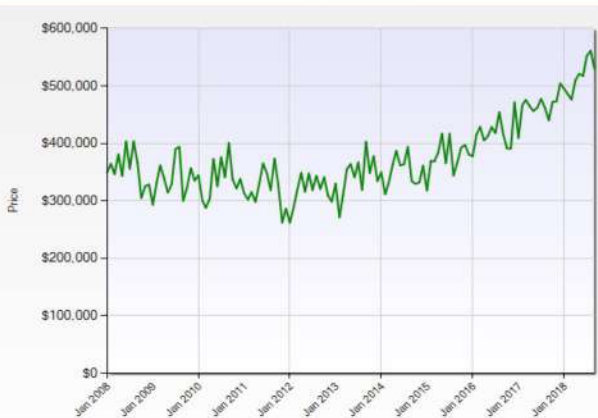


Complements of Michael Eisenberg - eXp Realty 360-739-6981

© Copyright 2018 - All Rights Reserved

Bellingham Property

Average Sale Price - September 2018



Sept 2018 - \$416,572
Sept 2017 - \$440,371
Sept 2016 - \$529,937

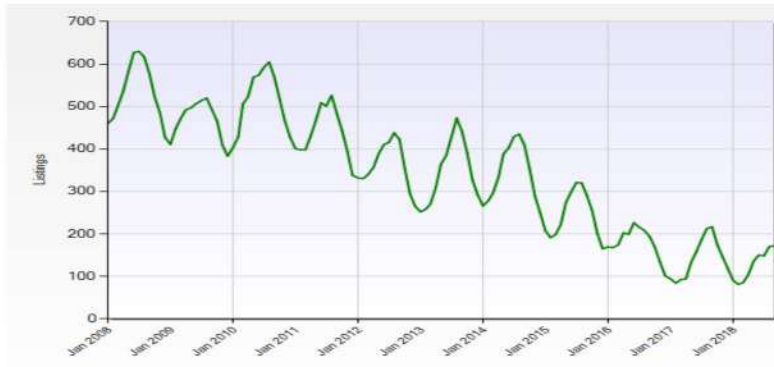
Complements of Michael Eisenberg - eXp Realty 360-739-6981

© Copyright 2018 - All Rights Reserved

Bellingham Property

Active - Homes for Sale - September 2018

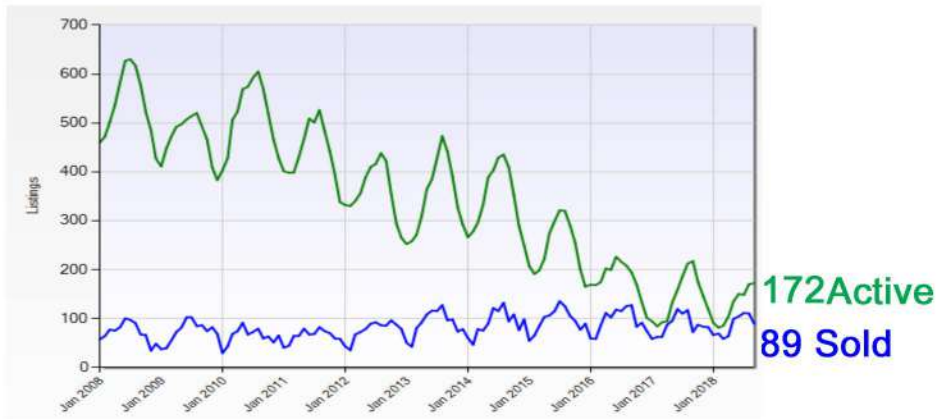
172 homes for sale this month, 45 less than last year, 2 more than last month



Complements of Michael Eisenberg - eXp Realty 360-739-6981

© Copyright 2018 - All Rights Reserved

Bellingham Property Active vs Sold - September 2018



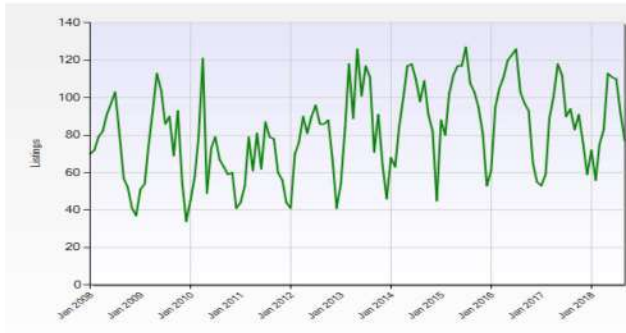
Complements of Michael Eisenberg - eXp Realty 360-739-6981

© Copyright 2018 - All Rights Reserved

Bellingham Property

Pending - Homes under contract - September 2018

77 homes pending this month, 6 less than last year, 15 less than last month

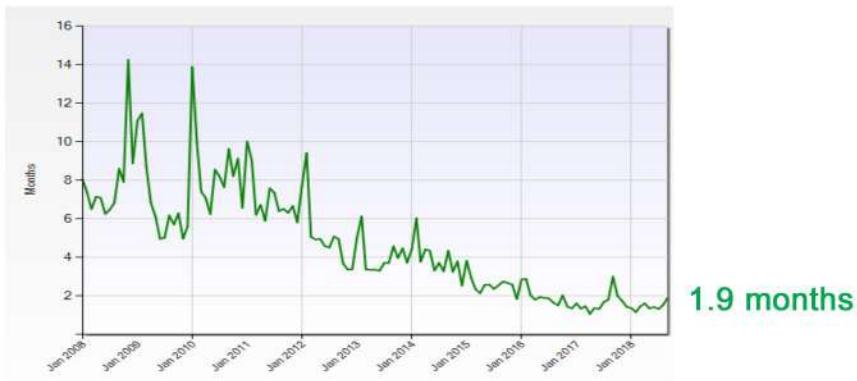


Complements of Michael Eisenberg - eXp Realty 360-739-6981

© Copyright 2018 - All Rights Reserved

Bellingham Property

Months of Inventory - September 2018

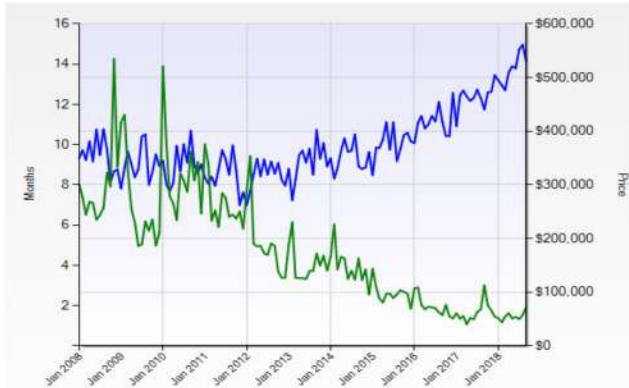


Complements of Michael Eisenberg - eXp Realty 360-739-6981

© Copyright 2018 - All Rights Reserved

Bellingham Property

Months of Inventory vs Average Sale Price - Sept 2018



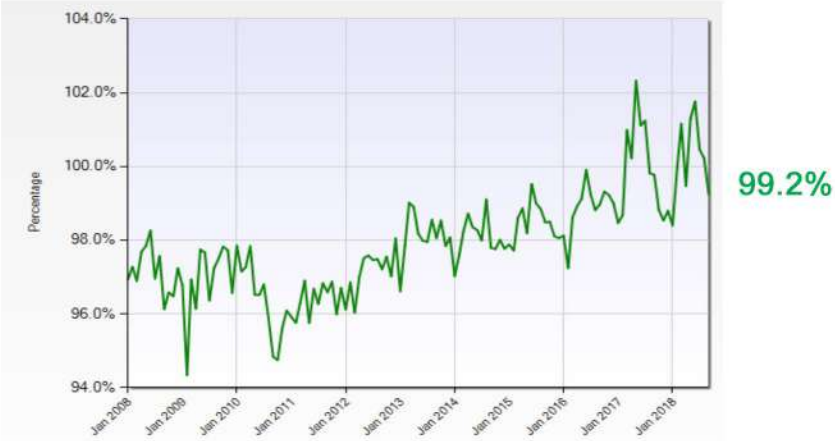
Due to supply and demand as the months of inventory goes down it looks like the average sales price goes up.

Complements of Michael Eisenberg - eXp Realty 360-739-6981

© Copyright 2018 - All Rights Reserved

Bellingham Property

Sale to List Price Ratio - September 2018



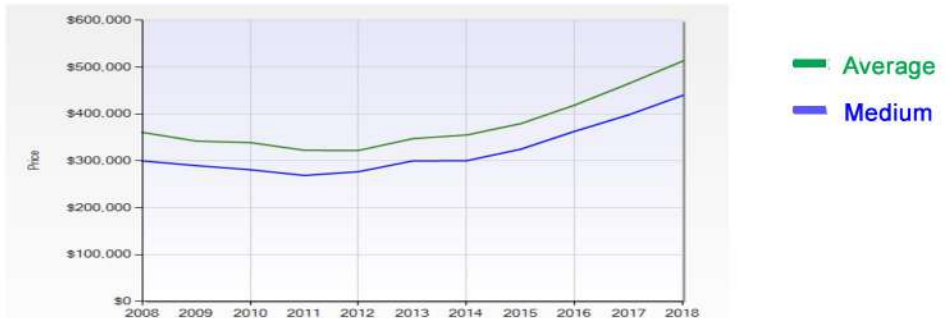
Complements of Michael Eisenberg - eXp Realty 360-739-6981

© Copyright 2018 - All Rights Reserved

Bellingham Property

Average and Median Sales Price - September 2018

The chart follows the trend of average and median sales price per year
For this year: Average = 522,145 Median = \$450,000



Complements of Michael Eisenberg - eXp Realty 360-739-6981

© Copyright 2018 - All Rights Reserved