

# Bellingham Property

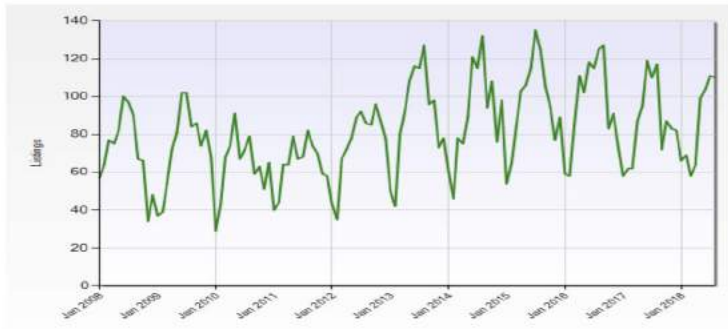
## Bellingham, WA Real Estate Market Report August 2018

A Comprehensive Report on the Bellingham Real Estate Market

# Bellingham Property

## Homes Sold per Month - August 2018

110 sales this month, 7 less than last year, 1 less than last month



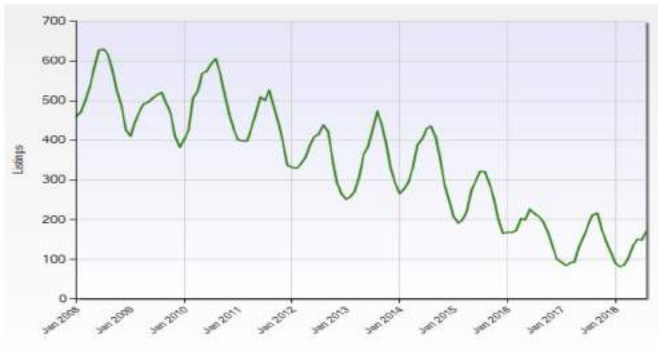
Complements of Michael Eisenberg - eXp Realty 360-739-6981

© Copyright 2018 - All Rights Reserved

# Bellingham Property

## Active - Homes for Sale - August 2018

172 homes for sale this month, 40 less than last year, 23 more than last month



**Complements of Michael Eisenberg - eXp Realty 360-739-6981**

© Copyright 2018 - All Rights Reserved

# Bellingham Property

## Pending - Homes under contract - August 2018

**95 homes pending this month, 1 more than last year, 16 less than last month**



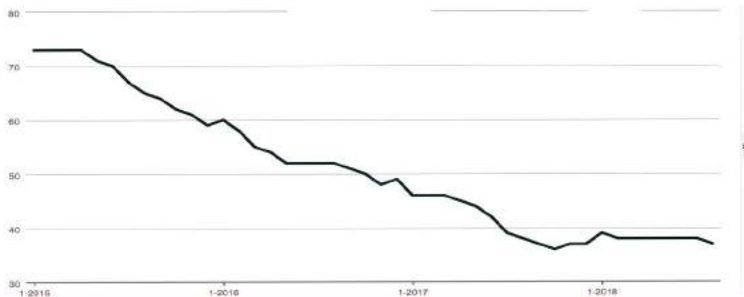
**Complements of Michael Eisenberg - eXp Realty 360-739-6981**

© Copyright 2018 - All Rights Reserved

# Bellingham Property

## Days on the Market - August 2018

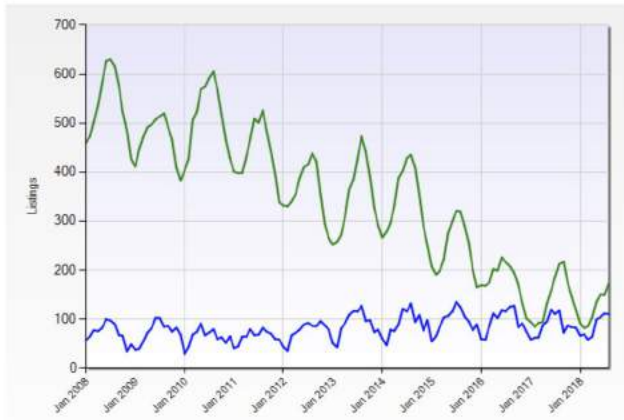
Of the homes sold last month the average time they were on the market was 31 days, 7 more than last year and 7 more than last month



**Complements of Michael Eisenberg - eXp Realty 360-739-6981**

© Copyright 2018 - All Rights Reserved

# Bellingham Property Active vs Sold - August 2018



**172 Active**  
**110 Sold**

**Complements of Michael Eisenberg - eXp Realty 360-739-6981**

© Copyright 2018 - All Rights Reserved

# Bellingham Property

## Average and Median Sales Price - August 2018

The chart follows the trend of average and median sales price per year  
For this year: Average = \$521,126 Median = \$449,000



Complements of Michael Eisenberg - eXp Realty 360-739-6981

© Copyright 2018 - All Rights Reserved

# Bellingham Property

## Months of Inventory - August 2018



1.6 months

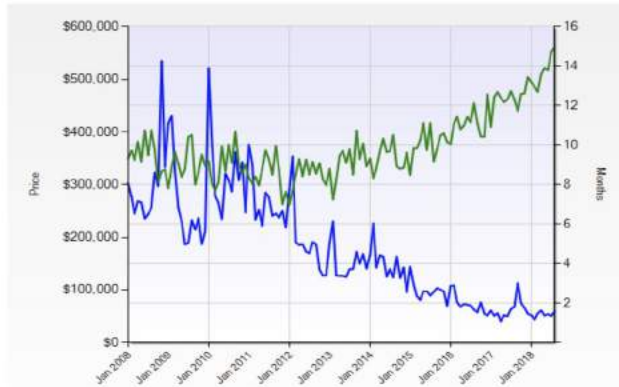
Complements of Michael Eisenberg - eXp Realty 360-739-6981

© Copyright 2018 - All Rights Reserved



# Bellingham Property

## Months of Inventory vs Average Sale Price - August 2018



Due to supply and demand as the months of inventory goes down it looks like the average sales price goes up.

**Complements of Michael Eisenberg - eXp Realty 360-739-6981**

© Copyright 2018 - All Rights Reserved

# Bellingham Property

## Sale to List Price Ratio - August 2018



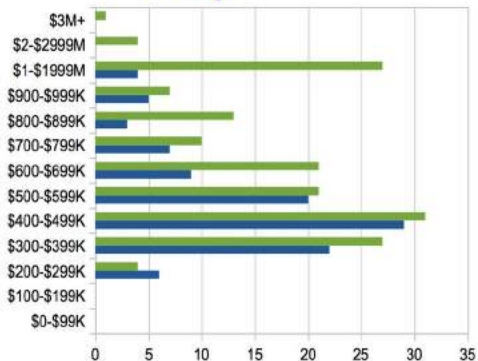
100.2%

**Complements of Michael Eisenberg - eXp Realty 360-739-6981**

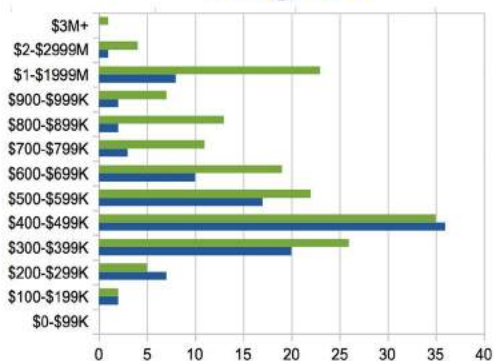
© Copyright 2018 - All Rights Reserved

# Bellingham Property Sales by Price Bands - August 2018

## July



## August



Active - For Sale

Sold Last Month

Complements of Michael Eisenberg - eXp Realty 360-739-6981

© Copyright 2018 - All Rights Reserved