

Bellingham Property

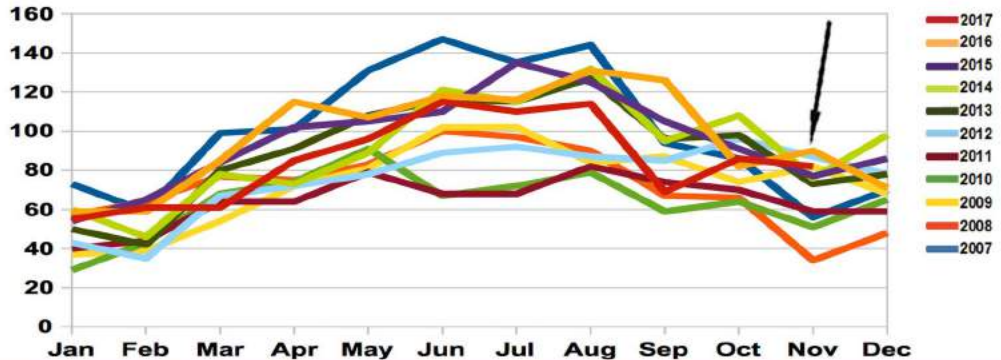
Bellingham, WA Real Estate Market Report November 2017

A Comprehensive Report on the Bellingham Real Estate Market

Bellingham Property

Homes Sold per Month - November 2017

82 sales this month, 4 less than last month, 8 less than last year



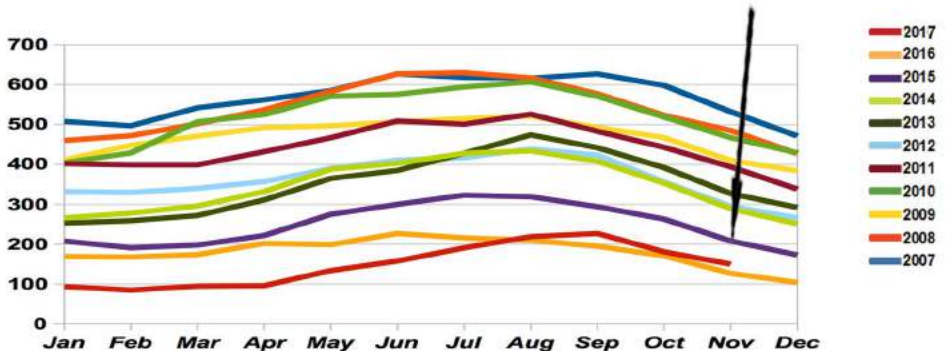
Complements of Michael Eisenberg - eXp Realty 360-739-6981

© Copyright 2015 All Rights Reserved

Bellingham Property

Active - Homes for Sale - November 2017

150 homes for sale this month, 31 less than last month, 23 more than last year



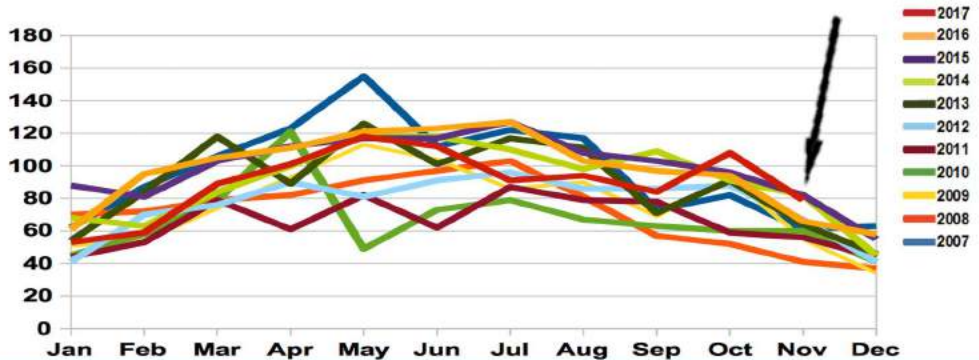
Complements of Michael Eisenberg - eXp Realty 360-739-6981

© Copyright 2015 All Rights Reserved

Bellingham Property

Pending - Homes under contract - November 2017

79 homes pending this month, 29 less than last month, 13 more than last year



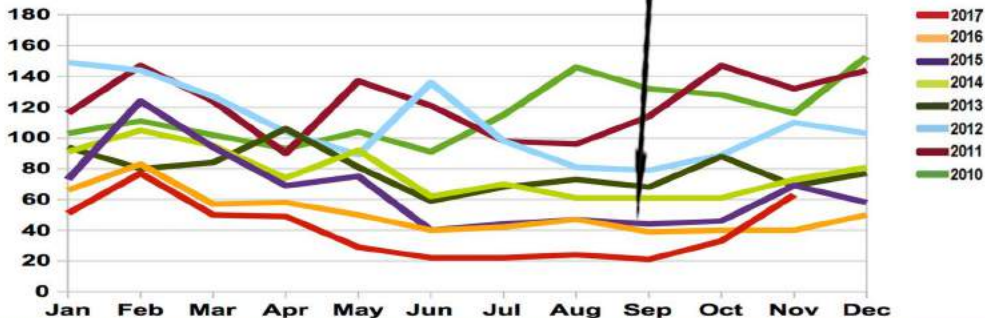
Complements of Michael Eisenberg - eXp Realty 360-739-6981

© Copyright 2015 All Rights Reserved

Bellingham Property

Days on the Market - November 2017

Of the homes sold last month the average time they were on the market was 63 days, 24 more than last month and 30 more than last year



Complements of Michael Eisenberg - eXp Realty 360-739-6981

© Copyright 2015 All Rights Reserved

Bellingham Property Active vs Sold - November 2017



149 Active
83 Sold

Complements of Michael Eisenberg - eXp Realty 360-739-6981

© Copyright 2015 All Rights Reserved

Sold to List Price Ratio - November 2017

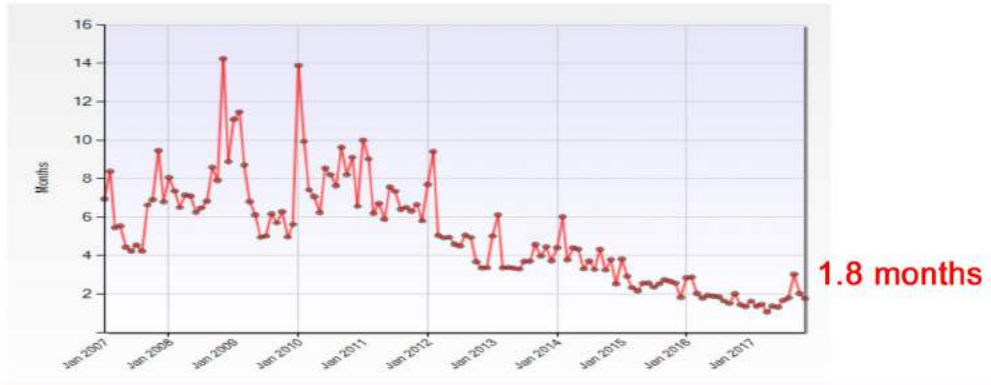


Complements of Michael Eisenberg - eXp Realty 360-739-6981

© Copyright 2015 All Rights Reserved

Bellingham Property

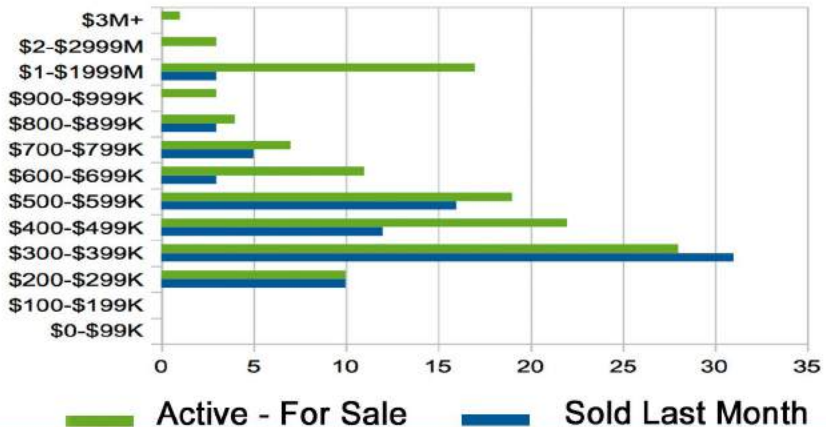
Months of Inventory - November 2017



Complements of Michael Eisenberg - eXp Realty 360-739-6981

© Copyright 2015 All Rights Reserved

Bellingham Property Sales by Price Bands - November 2017



Complements of Michael Eisenberg - eXp Realty 360-739-6981

© Copyright 2015 All Rights Reserved